




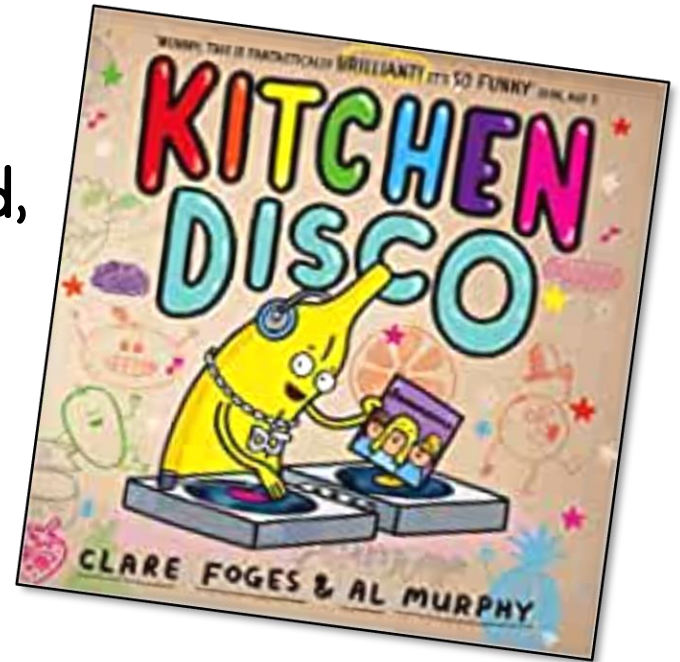
These activities and ideas are based around the "Oliver's Vegetables" series by Vivian French.

All activities could be done without the book!

Starting with a Story



Other stories to read,
enjoy and link our
activities to.





Healthy maths

Oliver only eats chips until he spends time with his grandad trying new things. That's not very healthy.

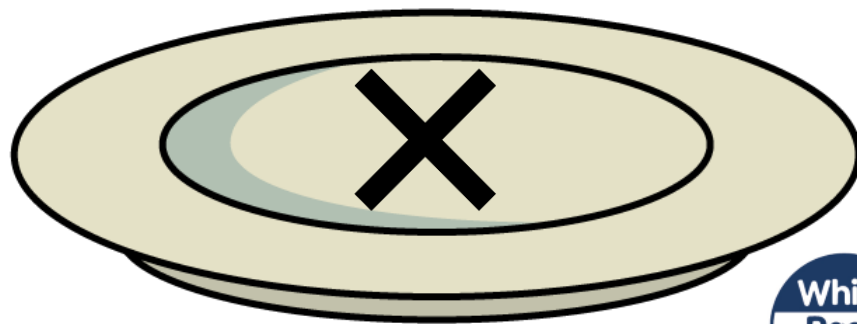
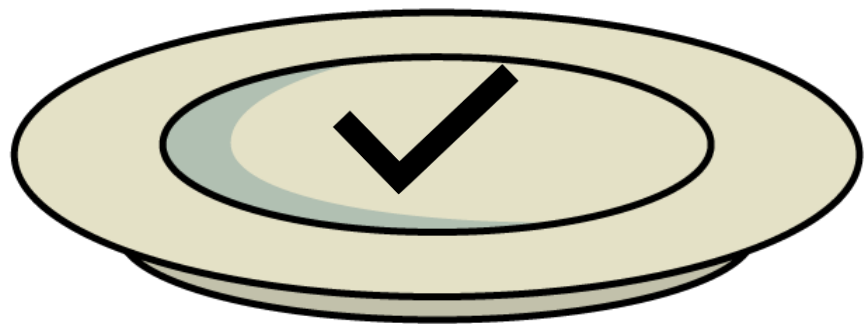
Can you do some healthy sorting?



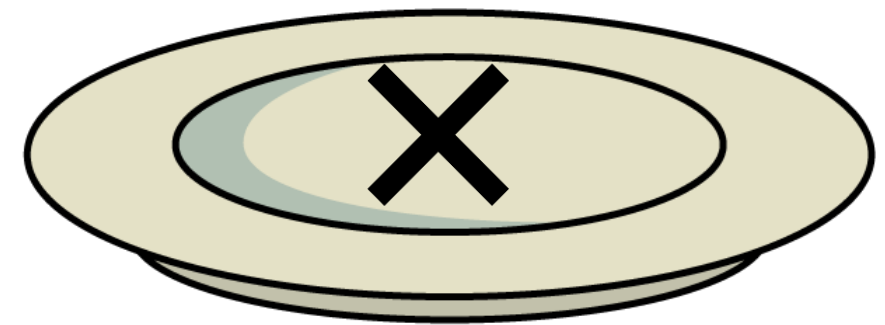
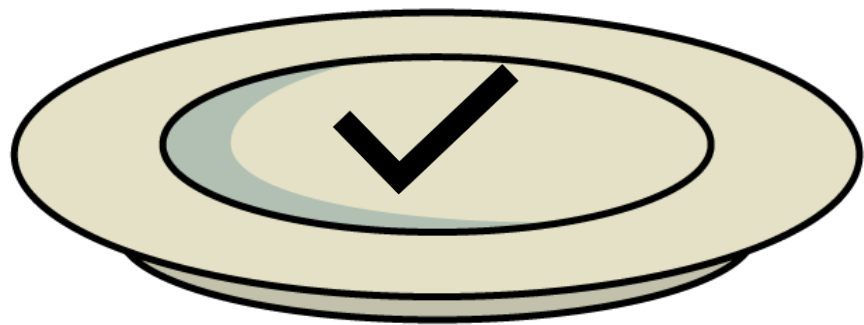




Talking Together

Your task is to sort the different foods into healthy and not healthy.

We are talking about food and drink that you shouldn't have ALL the time, foods you might have as a treat. Have a look at vegetable glue to see what happens when you don't eat your healthy vegetables!



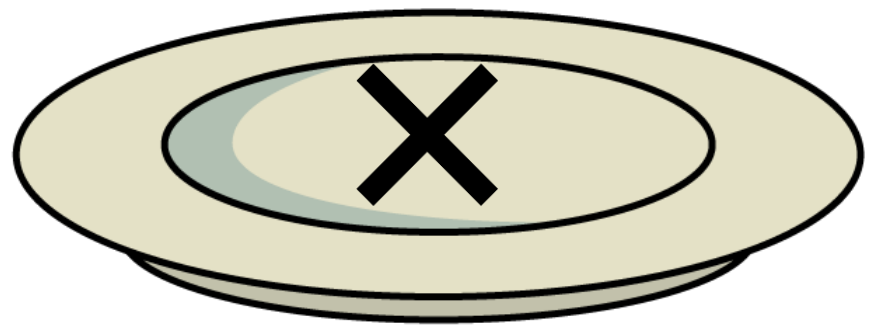
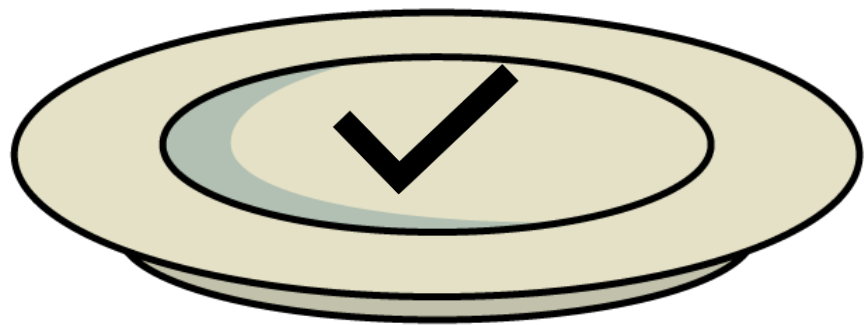



Talking Together



Starting with a Story

Reception

Talking Together

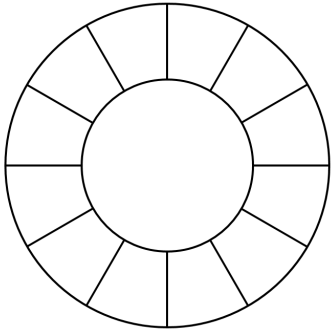




Veggie print patterns

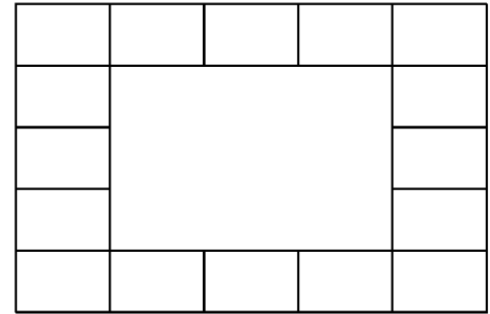
Earlier in our home learning we looked at the different prints different veggies could make. Now we want to look at more complex ideas using circular patterns and border patterns.

Starting with a Story



Talking Together

Here are some formats to use.



The circle you could look at using a plate or even a bin lid!

Does your pattern work?

Where does your pattern start?

What is your unit of repeat?



(Think about how we described these as AB at the beginning and now becoming more complex-AAB, ABCB...)

Can you change the size of your unit of repeat?

What other objects could you make your pattern around?

Talking Together

What other items could you make your circle or border patterns around?




Starting with a Story

Talking together

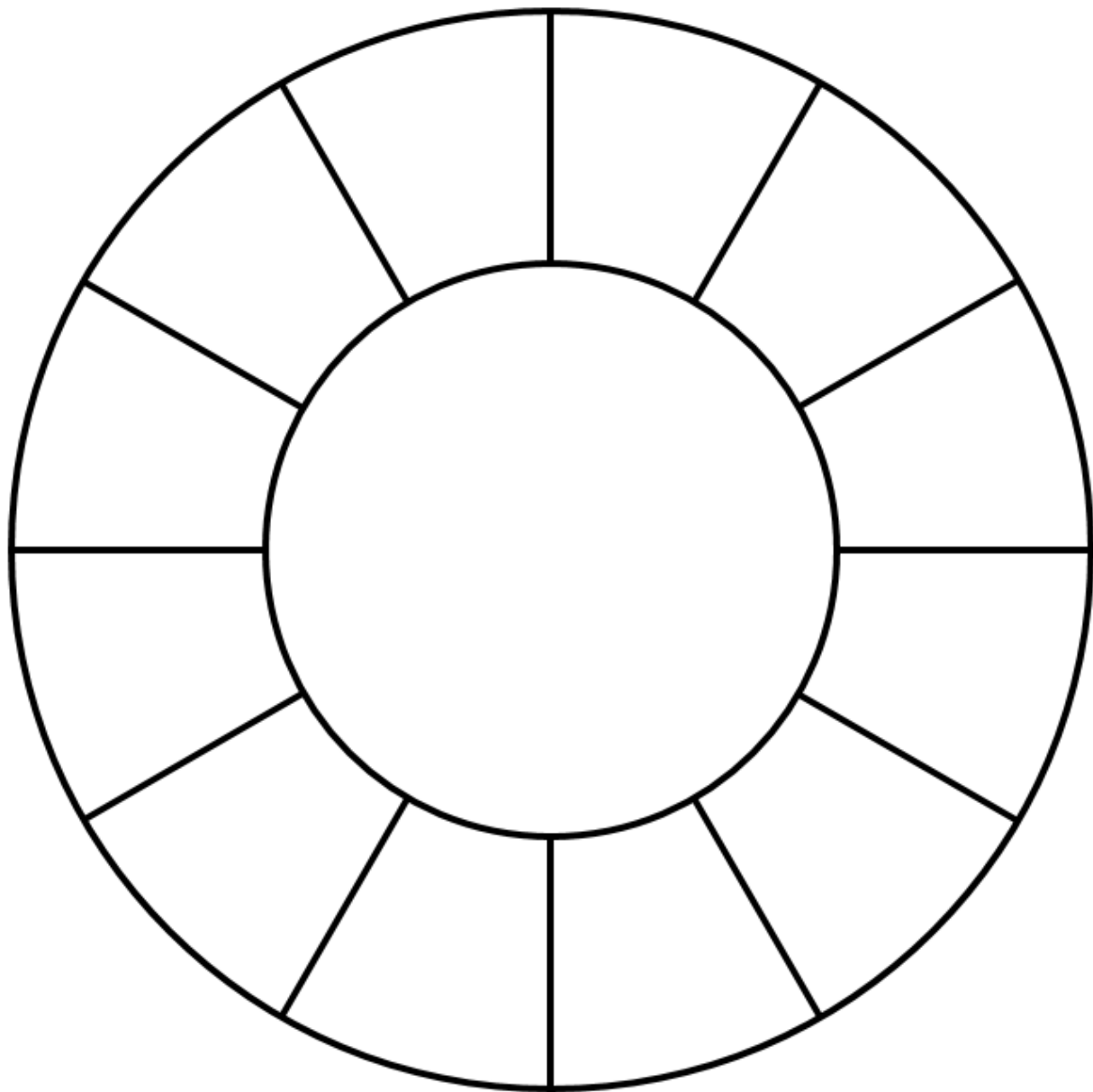
Natural resources make lovely patterns.

Many artists have been inspired by nature. Here is one by Andy Goldsworthy.

Can you be a future pattern artist?



Starting With a Story



Starting With a Story

Learning through Play

A helping hand to where our activities link in our schemes and the EYFS.

Reception - Notes and guidance



Summer Progression

Geometry

Exploring patterns



Making simple patterns



Exploring more complex patterns

Development matters Shape space and Measure 40-60

Can describe their relative position such as '*behind*' or '*next to*'.

Uses familiar objects and common shapes to create and recreate patterns and build models.

Early Learning Goal -Shape Space and Measure

Children use everyday language to talk about size, weight, capacity, position, distance, time and money to compare quantities and objects and to solve problems. They recognise, create and describe patterns.

They explore characteristics of everyday objects and shapes and use mathematical language to describe them.